




Self-propelled machine with operator's seat, battery powered. Designed for sweeping and cleaning large areas (hypermarkets, warehouse and trade halls, industrial plants, terminals). Performs work with 2 cylindrical brushes and one disc brush.

**Features of the device:**

- easy access to the battery - removable dirt tank
- friendly color - provides good visibility of the machine (warning function)
- silenced suction motor operation
- control panel protected against moisture
- hour meter
- battery indicator
- modified water supply for brushes - 2 centrifugal points on both sides
- automatic stopping of the brushes 4 seconds after the machine stops
- adjustable brush pressure - electronic
- anti-corrosion chassis
- wheel interiors protected against dust and moisture
- non-slip rubber wheels that do not leave marks
- practical access to the infusion of the detergent tank
- easy access to the tank for cleaning of embedded dirt
- quick replacement of the squeegee rubber - simply unclip the clip
- half-round suction - it does not leave water in the corners



**Accessories:**



**PPL brush,**  
non-absorbable **side** , high abrasion resistance;  
diameter 285 mm, bristle thickness 0.9 mm



**PPL front brush**  
**Ø 150 x 990**  
non-absorbent, high abrasion resistance;  
diameter 150 mm; bristle thickness 0.5 mm









**PPL brush, rear**  
**Ø 280 x 980**  
heavily soiled hard floors;  
diameter 150 mm; bristle thickness 1.0 mm

**AUTHORIZED DISTRIBUTOR IN UAE**



<b>technical data</b>	<b>Diamond 100 BTS</b>
Cleaning width	1000 mm
Suction width	1300 mm
Theoretical efficiency	7000 m <sup>2</sup> / h
Diameter of cylindrical brushes (front / back)	150/280 mm
Diameter of the side brush	285 mm
Cylinder brush rotation (front / rear)	933/500 rpm
Rotation of the side brush	200 rpm
The pressure of cylindrical brushes	max 110 kg
Side brush pressure	35 kg
Cylindrical brush motor	1800 W
Side brush motor	150
Traction engine	1200 W
Traction type	automatic
Speed of work	7 km / h
Slope max	10%
Suction engine	2x570 W
Vacuum suction	190 mbar
Tank for clean water	235 l
Pollution tank	250 l
Dimensions of the machine:	
- length	2025 mm
- height	1965 mm
- width (without suction)	1250 mm
Batteries	36 V / 500 Ah
Battery weight	600 kg
Machine weight (without batteries)	670 kg
Security level	IP 23

	Ride-on machine with traction		Brushes pressure adjustable
	Battery autonomy 5-7h		Brushes speed 933rpm 500rpm
	Power supply 36V/500Ah		Cleaning width 1000mm
	Solution tank / recovery tank 235/250l		Cylindrical brushes 1x150 mm 1x280 mm