



**CLEANTECH GULF**

# 6-330 (6V330Ah)

## Specification

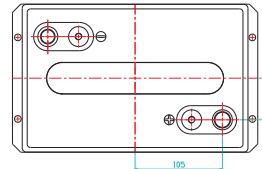
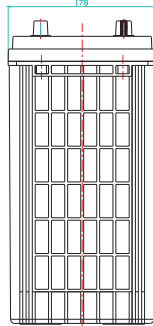
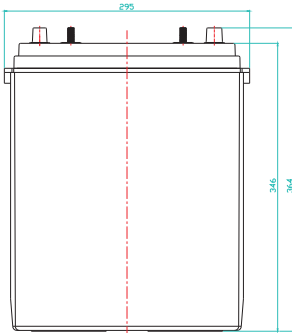
Cells Per Unit	3
Voltage Per Unit	6
Capacity	330Ah@10hr-rate to 1.80V per cell @25°C, 345Ah@20hr-rate
Weight	Approx. 46.0 Kg( Tolerance $\pm 1.5\%$ )
Max. Discharge Current	3000A (5 sec)
Internal Resistance	Approx. 1.8 m $\Omega$
Operating Temperature Range	Discharge: -20 °C~60°C Charge: 0°C~50°C Storage: -20°C~60°C
Normal Operating Temperature Range	25°C $\pm$ 5°C
Float charging Voltage	6.8 to 6.9 VDC/unit Average at 25°C
Recommended Maximum Charging Current Limit	100 A
Equalization and Cycle Service	7.3 to 7.4 VDC/unit Average at 25°C
Self Discharge	Valve Regulated Lead Acid (VRLA) batteries can be stored for more than 6 months at 25C. Self-discharge ratio less than 3% per month at 25C. Please charge batteries before using.
Terminal	Terminal F22/ double terminals
Container Material	A.B.S. UL94-HB, UL94-V0 Optional.

6 Volts series is AGM battery with 12 years floating design life , it is ideal for standby or frequent cyclic discharge applications under extreme environments. By using strong grids, high purity lead and patented electrolyte, the 6V series of ferrs excellent recovery after deep discharge under frequent cyclic discharge use, and can deliver 400 cycles at 100% DOD. Suitable for solar, CATV, marine , RV and deep discharge UPS, communication , and telecommunication , etc.

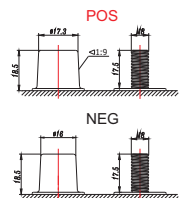


## Dimensions

Unit: mm Dimension: 295(L)  $\times$  178(W)  $\times$  350(H)



Terminal F22



### Constant Current Discharge Characteristics: A (25°C)

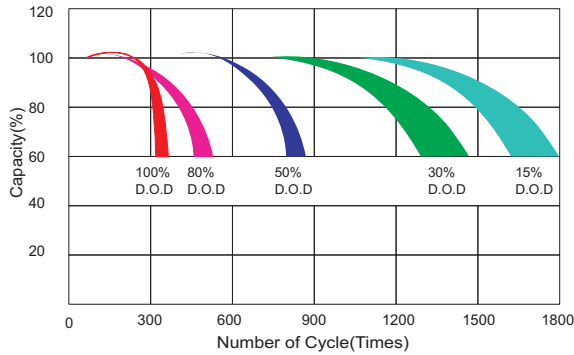
F.V./Time	5 MIN	10 MIN	15 MIN	30 MIN	1 HR	2 HR	3 HR	4 HR	5 HR	8 HR	10 HR	20 HR
4.80V	1197.7	881.8	650.7	380.8	217.8	132.8	89.59	74.49	59.36	42.84	34.86	18.46
5.00V	1163.0	839.0	637.3	374.2	213.4	131.8	88.91	74.14	58.99	42.49	34.52	18.11
5.10V	1128.6	809.4	627.3	367.3	208.0	130.8	87.23	73.80	58.62	42.14	34.18	17.77
5.25V	1013.4	746.9	597.3	364.5	203.7	129.8	85.19	73.11	57.89	41.79	33.84	17.42
5.40V	914.7	681.1	550.6	358.3	197.7	127.5	83.79	71.38	57.45	41.10	33.53	17.24
5.55V	781.0	608.7	493.9	335.5	190.6	121.8	82.34	67.94	56.00	39.35	33.14	16.55

### Constant Power Discharge Characteristics: W(25°C)

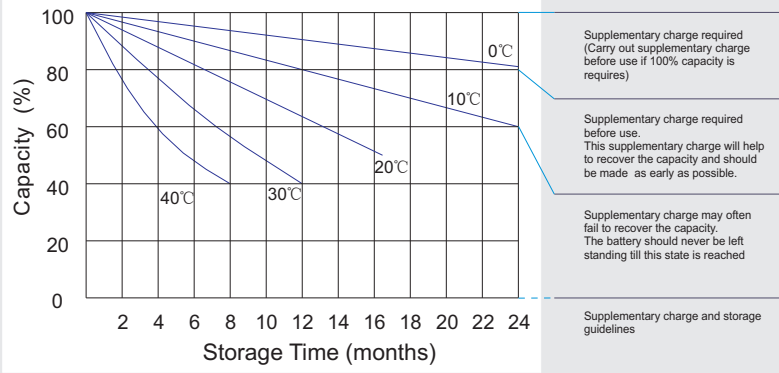
F.V./Time	5 MIN	10 MIN	15 MIN	30 MIN	1 HR	2 HR	3 HR	4 HR	5 HR	8 HR	10 HR	20 HR
4.80V	6318	4742	3600	2179	1258	788.4	532.7	443.9	355.5	255.7	209.1	113.7
5.00V	6193	4597	3542	2153	1255	785.8	530.4	443.4	352.9	254.5	207.8	111.7
5.10V	6122	4476	3516	2134	1245	781.0	522.2	442.4	351.8	252.8	205.9	109.6
5.25V	5574	4168	3408	2144	1221	778.6	510.7	438.3	348.4	250.8	203.9	107.5
5.40V	5077	3842	3150	2110	1186	767.0	504.5	428.3	344.7	246.6	201.9	105.5
5.55V	4459	3507	2891	1987	1145	733.9	495.9	407.6	336.6	236.1	199.3	102.5

All mentioned values are average values (Tolerance  $\pm 2\%$ ).

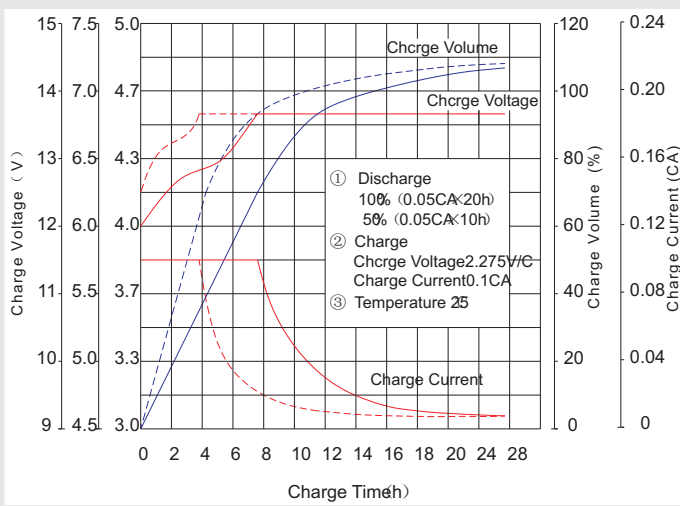
### Life characteristics of cyclic use



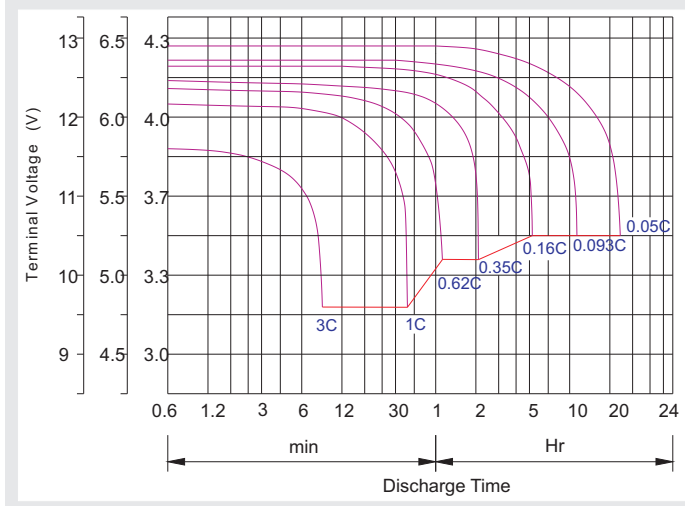
### Storage characteristic



### Charge characteristic Curve for standby use



### Discharge characteristic Curve



### Capacity Factors With Different Temperature

Battery Type		-20°C	-10°C	0°C	5°C	10°C	20°C	25°C	30°C	40°C	45°C
GEL Battery	6V&12V	50%	70%	83%	85%	90%	98%	100%	102%	104%	105%
	2V	60%	75%	85%	88%	92%	99%	100%	103%	105%	106%
AGM Battery	6V&12V	46%	66%	76%	83%	90%	98%	100%	103%	107%	109%
	2V	55%	70%	80%	85%	92%	99%	100%	104%	108%	110%

### Discharge C current V S. Discharge V oltag

Final D ischarge Voltage V /cell	1.75V	1.70V	1.60V
Discharge Current (A)	(A) ≤ 0.2C	0.2C < (A) < 1.0C	(A) ≥ 1.0C

Charge the batteries at least once every six months, if they are stored at 25°C.

Charging Method:

Constant Voltage	-0.2Cx2h+2.4-2.45V/cellx24h, Max. Current 0.3C
Constant Current	-0.2Cx2h+0.1Cx12h
Fast	-0.2Cx2h+0.3Cx4h

Bolt	M5	M6	M8
Terminal	F3 F4 F13 F18 T25 T26	F8 F11 F12-1 F15	F5 F9 F10 F12 F14 F16
Torque	6~7N·m	8~10N·m	10~12N·m

### Maintenance & Cautions

Cycle service
✘ Avoid battery over discharge, especially battery series connection use.
✘ Charged with recommend voltage, ensure battery can be full recharged.
In general, recharge capacity should be 1.1-1.15 times discharge capacity.
✘ Effect of temperature on cycle charge voltage: -4mV/°C/Cell.
✘ There are a number of factors that will affect the length of cyclic service.
The most significant are depth of discharge, ambient temperature,
discharge rate, and the manner in which the battery is recharged.
Generally speaking, the most important factors is depth of discharge.